

Butler Tier I Classic™ Buildings

Explore The Butler Difference



PROVEN BUILDING QUALITY.

Since 1901, Butler Manufacturing™ has built a reputation as the leading producer of metal building systems that keep out the weather and look like new years after they are built.

The Tier I Classic™ building system is one of these systems. It offers a competitive price with a short lead time and with the Butler® quality you expect.

Whether you need a building for storage, production processes, or even for retail or commercial use, we can design a Butler building to meet your needs.



Flexible Designs

Butler Tier II Classic building systems are available in a wide variety of slopes, widths, and heights. You may also choose an array of accessories to make your building more functional and attractive. These include: at-eave overhangs and canopies, gutters and downspouts, overhead doors, personnel doors, and interior liner panels.






Butler Tier I Classic™ Buildings

ING SERVICES




Butlerib® II



- 3' wide panel
- Corrugations 12" on center
- 1-1/2" high corrugation

Shadowall™

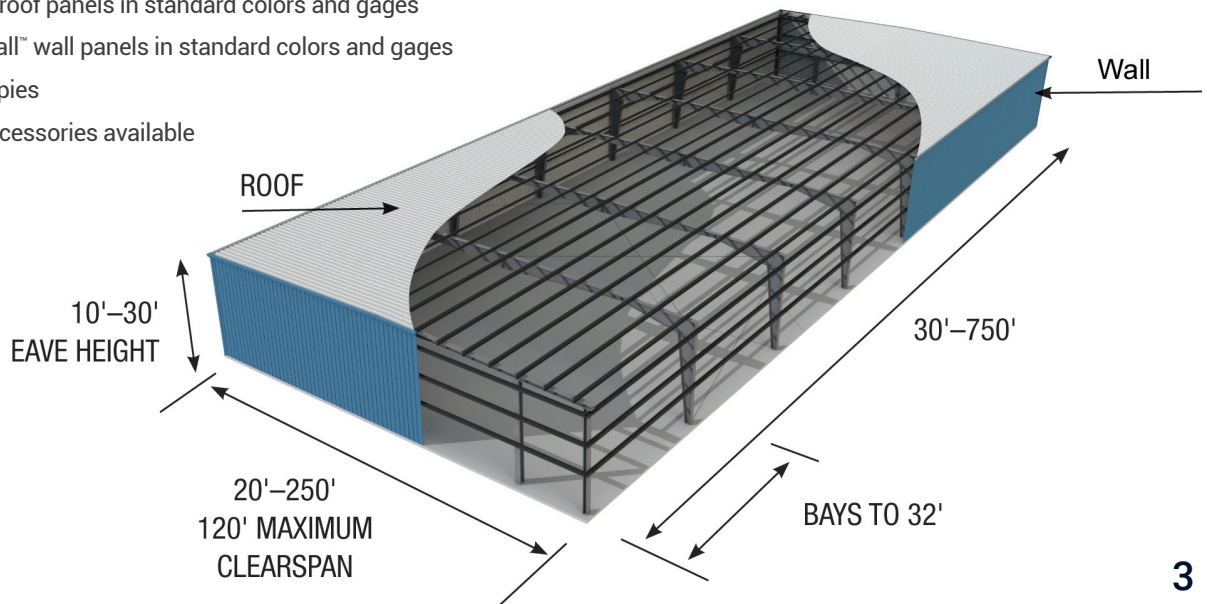


- 3' wide panel
- Corrugations 12" on center
- 1-7/16" high corrugation

Butler Tier I Classic™ Building System

Parameters

- 1/4:12 to 4:12 Roof Slope
- Straight or Tapered columns
- Rod, portal frames, or diaphragm bracing options
- Butlerib® II or MR-24® roof panels in standard colors and gages
- Butlerib® II or Shadowall™ wall panels in standard colors and gages
- At or below eave canopies
- Standard trims and accessories available





Applications



The Ultimate Solution

Each Tier I Classic™ building is engineered and manufactured to meet local building codes, and you can be confident it will provide years of low-maintenance ownership.

Several nationally recognized companies rely on Butler to meet their construction needs. Whether your needs are complex or basic, nationwide or local, a Butler® building system can enhance your operation with an affordable and attractive solution.

Agricultural/Farm Buildings

Thousands of satisfied customers have built cost-effective pre-engineered Tier I Classic™ buildings. From elaborate dairy and livestock barns to roof-only structures, a Tier I Classic building can be equipped to support your entire agricultural operation. You can even choose a multi-use facility for your specific application to maximize your space and budget. Durable Tier I Classic steel buildings are not susceptible to mold and termite infestation, as found with wood frame buildings.



Community Buildings

Tier I Classic community buildings are competitively priced, attractive, low-maintenance solutions for gymnasiums, fire departments, community park shelters and more. Your Butler Builder® can help you design a Tier I Classic building that is uniquely tailored to your specific community building needs.



YOU HAVE IDEAS. WE HAVE SOLUTIONS.



Warehouse/Distribution Buildings

A Tier I Classic building can meet your desired requirements for your warehouse/distribution facility. From a trucking terminal with multiple overhead door bays to product storage space, Tier I Classic is an efficient and economical building solution. A variety of accessories and framing options are also available to accommodate your interior space needs.

Additionally, you can choose from the Butler-Cote™ finish system selection of paint colors to create the perfect image for your company.

Retail/Office Buildings

Tier I Classic commercial building solutions can be specified to meet almost any project requirement. You can incorporate not only metal wall panels into your facility, but also brick, block, stucco, and veneer up to a 8' wainscot.



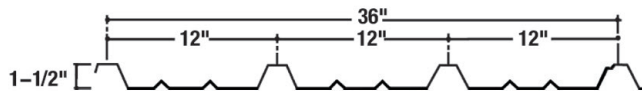



Roof and Wall Systems

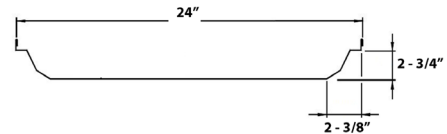


Roof Systems

Butlerib® II



MR-24®

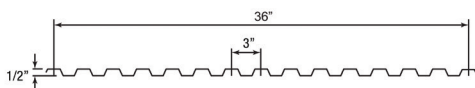



	Butlerib® II	MR-24®
APPLICATIONS	Agricultural, Commercial, Industrial	Commercial, Industrial
SLOPE	Minimum 1/2:12	Minimum : 1/4:12, Maximum 4:12
SUBSTRUCTURE	Open framing or solid substrate	Open framing or solid substrate
PANEL COVERAGE	36"	24"
RIB HEIGHT	1-1/2"	2-3/4"
MATERIAL	26-gauge or 24-gauge	24-gauge
FINISH	Galvalume® or Kynar® finish	Galvalume® or Kynar® finish

Liner Panels

Liner Panel

Available in either Butlerib® II or MOD-36 in an 8' standard length, or up to full wall height, with an unpainted Galvalume® or Butler-Cote™ finish. (Interior white color standard for MOD-36)



MOD-36 Liner Panel

	MOD-36 Liner
APPLICATIONS	Interior wall liner
PANEL COVERAGE	36"
PROFILE DEPTH	1/2"
MATERIAL	28-gauge solid steel
FASTENING SYSTEM	Exposed
FINISH	Interior white

FIELD PROVEN DESIGNS BUILT TO LAST




Integrity Means Everything

Butler is known for its design integrity in the building systems industry. We go to great lengths to assure that our buildings are certified to the highest design and manufacturing standards and comply with all applicable codes. You can also take comfort in knowing that all Butler® products are thoroughly tested to assure consistently superior quality.

A Building That Performs

You can count on Butler to provide the best materials available. Our standard exterior finish is Butler-Cote™, a fluoropolymer finish system (a full strength, 70% Kynar 500® or Hylar 5000® finish). The Butler-Cote finish will resist chalking and fading better than industry-standard coatings and is backed by a 25-year warranty.

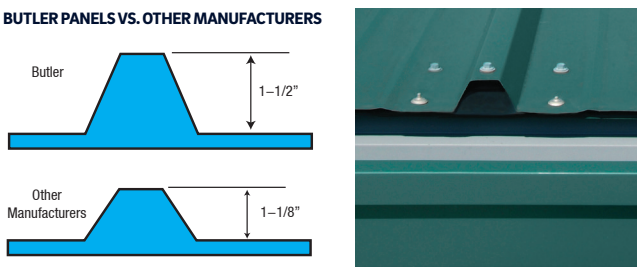
BUTLER FINISH VS. OTHER MANUFACTURERS



The Industry's Strongest Metal Panels

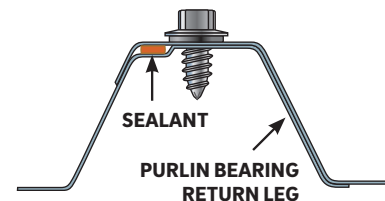
The deep one-and-one-half-inch corrugation on the Butlerib® II roof panels offer the strongest panel configuration available. This configuration provides substantially more resistance to wind uplift and roof traffic than any other panel.

BUTLER PANELS VS. OTHER MANUFACTURERS



Reliable Roof Protection

The MR-24 and Butlerib II roof systems both offer an attractive combination of protection, beauty, and affordability. The MR-24 roof system is a standing-seam roof system that delivers high-performance and weathertight protection. It acts like a monolithic steel surface covering your entire building. Because the MR-24 roof system is metal and moves freely with the forces of expansion and contraction, additional insulation thicknesses will not cause roof deterioration as commonly happens with conventional built-up roofs. The Butlerib II is the best thru-fastened roof system in the industry.



To provide added support against roof traffic, Butlerib II roof panels incorporate a "return leg" on all sidelap connections. Roof panel systems without a return leg often separate under fastener installation or roof-traffic pressure, increasing the probability of roof failure and leaks. With either roof system, you'll save on roof maintenance costs and headaches.

A Builder You Can Trust

No aspect of The Butler Difference is more important than the Butler Builder®. Today, there are more than 1,000 Butler Builders in North America. Visit www.butlermfg.com to find the Butler Builder near you.

Experience the Butler Difference.

Butler Builders—offering single-source responsibility and complete construction services. Find your local Butler Builder® at www.butlermfg.com.

High-performance products—such as acrylic-coated galvanized C/Z purlins and girts, and structural and wall systems that integrate easily with conventional building materials.

Butler-Cote™ finish—only Butler offers this superior full-strength Kynar 500® or Hylar 5000® Fluoropolymer finish system as the standard exterior finish on all painted panels and trim.



Butler Manufacturing
Kansas City, MO
816-968-3000

www.butlermfg.com

Butler® building products are constantly being improved; therefore, the information contained herein is subject to change without notice. Before finalizing project details, contact your nearest Butler Builder® or Butler Manufacturing™ for the latest information.

Kynar 500® is a registered trademark of Arkema. Hylar 5000® is a registered trademark of Solvay Solexis. The USGBC logo is a registered trademark owned by the U.S. Green Building Council and is used by permission.

© 2021 BlueScope Buildings North America, Inc. All rights reserved. Butler Manufacturing™ is a division of BlueScope Buildings North America, Inc. Find your independent Butler Builder® at www.butlermfg.com. Form No. 4999 7/21