

Tier II Classic™ Building System

Basic Buildings Designed to Meet Any Need



BUTLER®

PROVEN BUILDING QUALITY.

Since 1901, Butler Manufacturing™ has built a reputation as the leading producer of metal building systems that keep out the weather and look like new years after they are built.

The Tier II Classic™ building system is one of these systems. It offers a competitive price with a short lead time and with the Butler® quality you expect.

Whether you need a building for storage, production processes, or even for retail or commercial use, we can design a Butler Tier II Classic building to meet your needs.



Flexible Designs

Butler Tier II Classic building systems are available in a wide variety of slopes, widths, and heights. We can help you create the aesthetic exterior you wish by designing your Tier II Classic building with any of the high-quality Butler wall systems. You may also choose an array of accessories to make your building more functional and attractive. These include at or below-eave overhangs or canopies, gutters and downspouts, overhead doors, personnel doors, and interior liner panels. And if your operations require an interior mezzanine, we offer a complete stand-alone mezzanine system engineered to your building's requirements.





Wall Systems



| | Butlerib® II | Shadowall™ or eShadowwall™ | TextureWall | Butler Thermawall™ Flat | Butler Thermawall™ Fluted | Butler Thermawall™ Finline |
|------------------|--------------------------------------|--------------------------------------|--------------------------------------|--------------------------------------|--------------------------------------|--------------------------------------|
| APPLICATIONS | Agricultural, Commercial, Industrial | Agricultural, Commercial, Industrial | Agricultural, Commercial, Industrial | Agricultural, Commercial, Industrial | Agricultural, Commercial, Industrial | Agricultural, Commercial, Industrial |
| PANEL COVERAGE | 36" | 36" | 42" | 36" | 42" | 42" |
| RIB HEIGHT | 1 ½" | 1 7/16" | 2", 2-1/2", 3" & 4" | 2", 2-1/2", 3" & 4" | 2", 2-1/2", 3" & 4" | 2", 2-1/2", 3" & 4" |
| MATERIAL | 26-gauge or 24-gauge | 26-gauge or 24-gauge | 24-gauge, exterior | 22-gauge, exterior | 22-gauge, exterior | 22-gauge, exterior |
| FASTENING SYSTEM | Exposed | Semi concealed | Concealed | Concealed | Concealed | Concealed |
| FINISHES | Kynar® | Kynar® | Texture-Cote™ finish system | Kynar® | Kynar® | Kynar® |

Tier II Classic™ Building System

Parameters

- Straight or Tapered columns
- Eave Heights 10' - 30' with high eave, single-slope: 35' maximum
- Multiple units allowed at or below eave
- At or below eave canopies at end walls
- Wind Loaded Partitions with Skirt Walls
- Rod, portal frames, or diaphragm bracing options
- Available stand-alone mezzanine with integrated stairs & railings
- Butlerib® II or MR-24® roof panels in standard colors and gages
- Butlerib® II, or Shadowall™ wall panels in standard colors and gauges
- Energy-efficient eShadowall™ wall panels in standard colors and gauges
- TextureWall™ and Butler Thermawall insulated wall panels in standard colors and gauges
- Allows Butler Lite+Panl® translucent roof and wall panels
- Traditional wainscot to 8'
- Standard trims and accessories available





Application



Providing The Ultimate Solution

Simply designed for greater affordability and faster construction, the Tier II Classic building system is ideal for applications from small to large. Each Tier II Classic building is engineered and manufactured to meet local building codes while providing years of low-maintenance ownership. Whether you are a multinational brand, or a local business, you can rely on Butler to meet your construction needs. Our trusted network of local Butler Builders can help you enhance your operation with an affordable and attractive Classic building solution.

Designing For Commercial Solutions

We know that your retail or office building project could require designs that include a variety of architectural features. That is why you can feel comfortable knowing that a Tier II Classic building can be specified to meet almost any commercial building solution. You can incorporate not only metal wall panels into your facility, but also brick, block, stucco, and veneer up to an 8' wainscot. In addition, your Tier II Classic building can include overhangs and canopies - at or below the eave - even at the end walls.



Building Your Community

Tier II Classic community buildings are competitively priced, attractive, low-maintenance solutions for gymnasiums, fire departments, community park shelters and more. With the wide variety of aesthetically appealing Butler wall systems available on a Tier II Classic, your Butler Builder® can help you design a building that is uniquely tailored to your specific community codes and covenants.



YOU HAVE IDEAS. WE HAVE SOLUTIONS.



Meeting The Growth Of Warehousing And Distribution

A Tier II Classic building can meet the requirements for your warehouse and distribution facility. From a trucking terminal with multiple bays and overhead doors, to streamlined layouts for product distribution facilities, the Tier II Classic building is an efficient and flexible solution. A variety of accessories and framing options, along with our unique Mezzanine system, make your building more functional. And you can count on the Butler-Cote™ finish system to create the perfect image for your company. The Butler-Cote system resists chalking and fading and is backed by a 25-year warranty.



Nurturing The Farm

Butler has a long history in the agricultural business building all types of on-farm buildings. Whether it is a complex dairy or commodity storage building, or a roof-only structure, you can count on the quality of Butler to supply the best buildings for your entire agricultural operation. You can even choose a multi-use facility for your specific application to maximize your space and budget. Durable Tier II Classic metal buildings are not susceptible to mold and termite infestation, as found with wood frame buildings. Hundreds of satisfied customers have built cost-effective, Tier II Classic metal building systems and you can too.



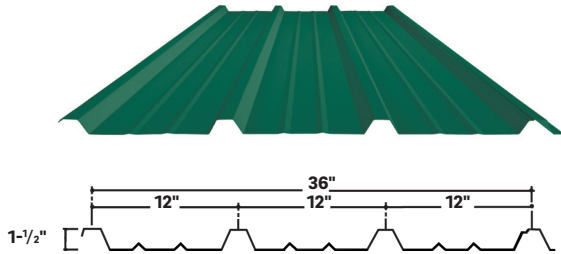


Roof Systems

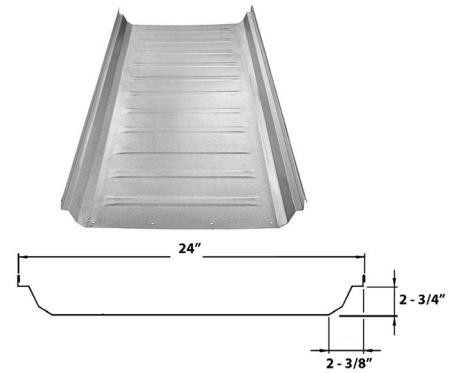


Roof Systems

Butlerib® II



MR-24®

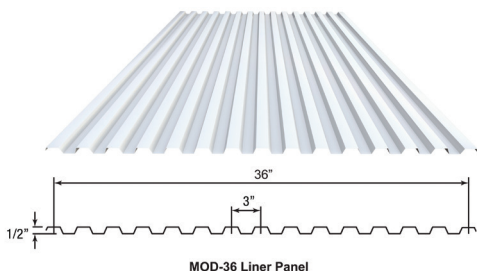


| | Butlerib® II | MR-24® |
|----------------|--------------------------------------|---------------------------------|
| APPLICATIONS | Agricultural, Commercial, Industrial | Commercial, Industrial |
| SLOPE | Minimum 1/2:12 | Minimum : 1/4:12, Maximum 4:12 |
| SUBSTRUCTURE | Open framing or solid substrate | Open framing or solid substrate |
| PANEL COVERAGE | 36" | 24" |
| RIB HEIGHT | 1 1/2" | 2 3/4" |
| MATERIAL | 26-gauge or 24-gauge | 24-gauge |
| FINISH | Galvalume® or Kynar® | Galvalume® or Kynar® |

Liner Panels

Liner Panel

Available in either Butlerib® II or MOD-36 in an 8' standard length, or up to full wall height, with an unpainted Galvalume® or Butler-Cote™ finish. (Interior white color standard for MOD-36). The Butler Moduleze Soffit can also provide a smooth look to the underside of your canopy.



| | MOD-36 Liner |
|------------------|----------------------|
| APPLICATIONS | Interior wall liner |
| PANEL COVERAGE | 36" |
| PROFILE DEPTH | 1/2" |
| MATERIAL | 28-gauge solid steel |
| FASTENING SYSTEM | Exposed |
| FINISH | Interior white |

FIELD PROVEN DESIGNS BUILT TO LAST.

Integrity Means Everything

Butler is known for its design integrity in the building systems industry. We go to great lengths to assure that our buildings are certified to the highest design and manufacturing standards and comply with all applicable codes. You can also take comfort in knowing that all Butler® products are thoroughly tested to ensure consistently superior quality.

A Building That Performs

You can count on Butler to supply the best materials available. Our standard exterior finish is Butler-Cote™, a Fluoropolymer finish system (a full strength, 70% Kynar 500® or Hylar 5000® finish). The Butler-Cote finish will resist chalking and fading better than industry-standard Silicone coatings and is backed by a 25-year warranty.

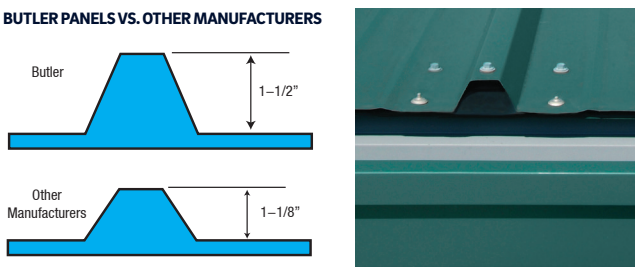
BUTLER FINISH VS. OTHER MANUFACTURERS



The Industry's Strongest Metal Panels

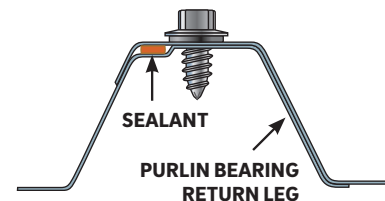
The deep one-and-one-half-inch corrugation on the Butlerib® II roof panels offer the strongest panel configuration available. This configuration provides substantially more resistance to wind uplift and roof traffic than any other panel.

BUTLER PANELS VS. OTHER MANUFACTURERS



Reliable Roof Protection

The MR-24 and Butlerib II roof systems both offer an attractive combination of protection, beauty, and affordability. The MR-24 roof system is a standing-seam roof system that delivers high-performance and weathertight protection. It acts like a monolithic steel surface covering your entire building. Because the MR-24 roof system is metal and moves freely with the forces of expansion and contraction, additional insulation thicknesses will not cause roof deterioration as commonly happens with conventional built-up roofs. The Butlerib II is the best thru-fastened roof system in the industry.



To provide added support against roof traffic, Butlerib II roof panels incorporate a "return leg" on all sidelap connections. Roof panel systems without a return leg often separate under fastener installation or roof-traffic pressure, increasing the probability of roof failure and leaks. With either roof system, you'll save on roof maintenance costs and headaches.

A Builder You Can Trust

No aspect of The Butler Difference is more important than the Butler Builder®. Today, there are more than 1,200 Butler Builders in North America. Visit www.butlerbuilder.com to find the Butler Builder near you.

Experience the Butler Difference.

Butler Builders—offering single-source responsibility and complete construction services. Find your local Butler Builder® at www.butlermfg.com.

High-performance products—such as acrylic-coated galvanized C/Z purlins and girts, and structural and wall systems that integrate easily with conventional building materials.

Butler-Cote™ finish—only Butler offers this superior full-strength Kynar 500® or Hylar 5000® Fluoropolymer finish system as the standard exterior finish on all painted panels and trim.



Butler Manufacturing
Kansas City, MO
816-968-3000

www.butlermfg.com

Butler® building products are constantly being improved; therefore, the information contained herein is subject to change without notice. Before finalizing project details, contact your nearest Butler Builder® or Butler Manufacturing™ for the latest information.

Kynar 500® is a registered trademark of Arkema. Hylar 5000® is a registered trademark of Solvay Solexis. The USGBC logo is a registered trademark owned by the U.S. Green Building Council and is used by permission.

© 2021 BlueScope Buildings North America, Inc. All rights reserved. Butler Manufacturing™ is a division of BlueScope Buildings North America, Inc. Find your independent Butler Builder® at www.butlermfg.com.
Form No. 6596 7/21